

# WIRING DIAGRAM.

THE SEVEN WORKSHOP  
 Elms Cross Yard, Frome Road  
 Bradford on Avon, Wiltshire  
 BA15 2EA England  
 Telephone: 01225 868696  
 Fax: 01225 868828

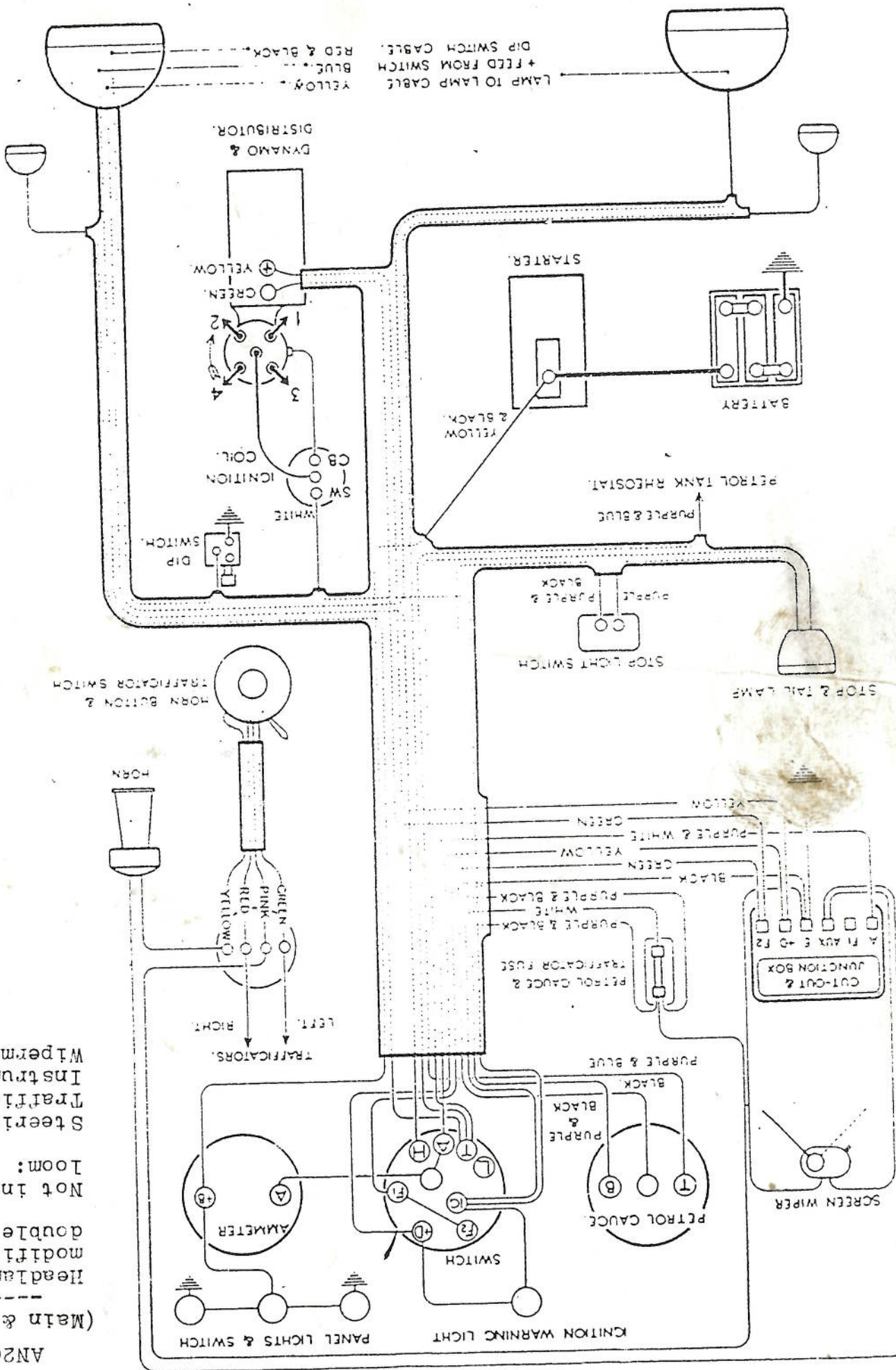
AN2c

(Main & Rear)

Headlamp wiring modified for double dip.

Not included in loom:

Steering column.  
 Trafficators.  
 Instrument panel.  
 Wiper motor.

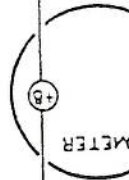
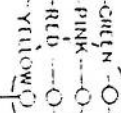


HORN BUTTON & TRAFFICATOR SWITCH

HORN




LEFT. RIGHT. TRAFFICATORS.



PANEL LIGHTS & SWITCH

IGNITION WARNING LIGHT

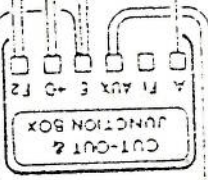


PETROL GAUGE

PETROL GAUGE & TRAFFICATOR FUSE

STOP LIGHT SWITCH

STOP & TAIL LAMP



SCREEN WIPER

PETROL TANK RHEOSTAT

STOP LIGHT SWITCH

BATTERY

STARTER

DYNAMO & DISTRIBUTOR

LAMP TO LAMP CABLE + FEED FROM SWITCH

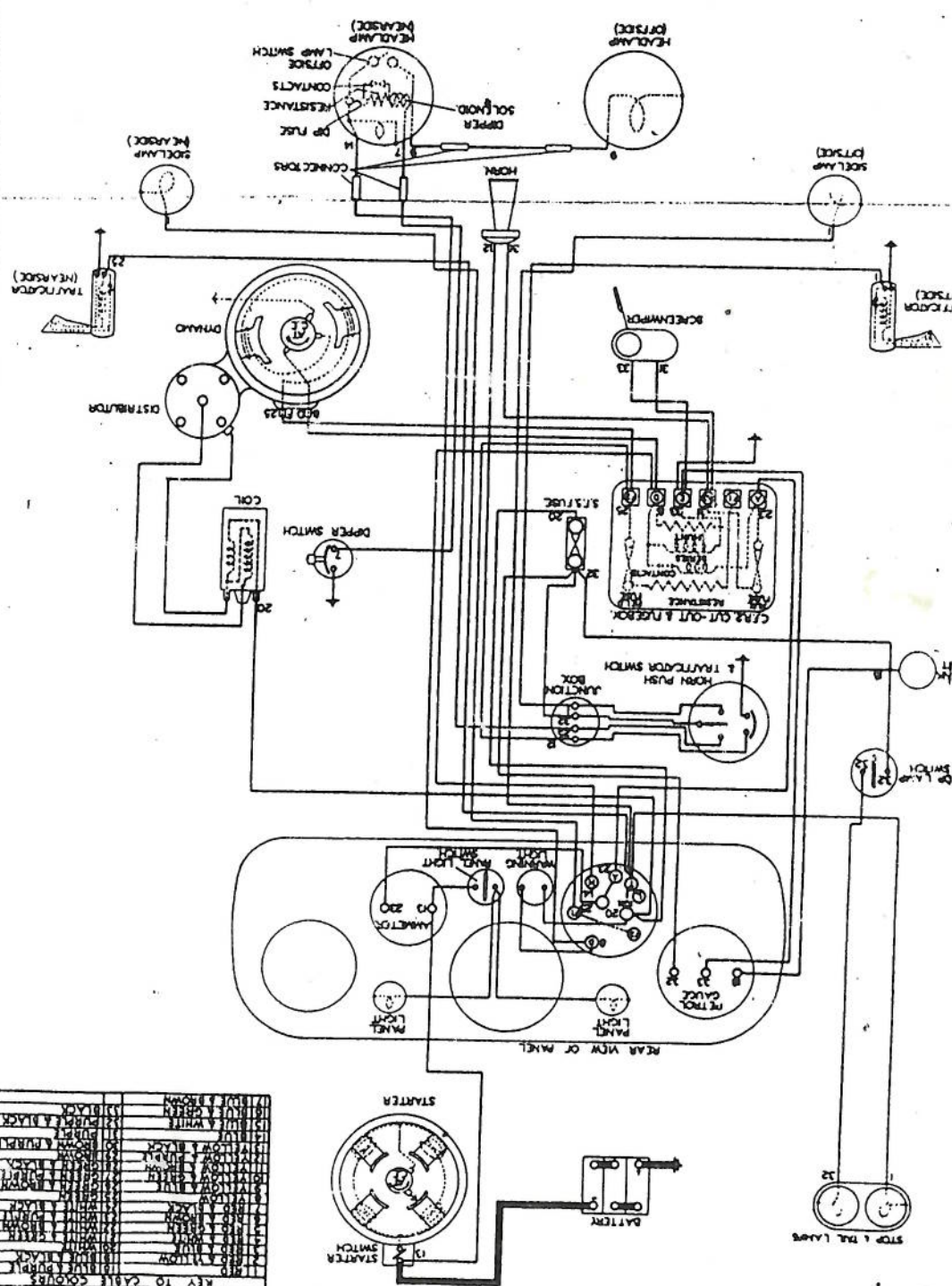
YELLOW. BLUE. RED & BLACK. DIP SWITCH CABLE

# AUSTIN SEVEN CARS (1936-7)

AS FITTED TO

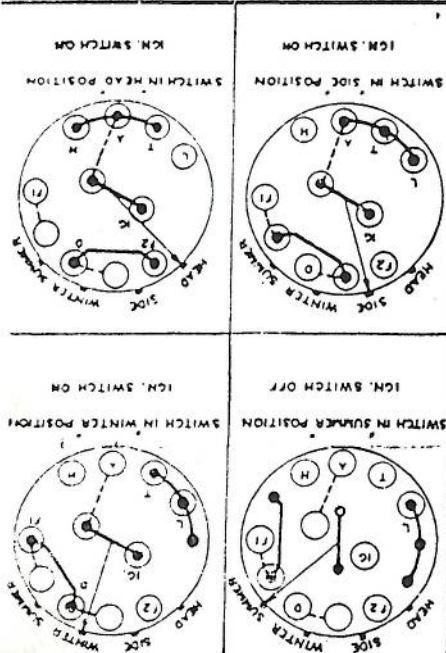
# LUCAS 6-V. ELECTRICAL EQUIPMENT

Internal connections shown dotted. Numbers indicate cable identification colours. See key above.



KEY TO CABLE COLOURS

RED	RED
ORANGE	ORANGE
YELLOW	YELLOW
GREEN	GREEN
BLUE	BLUE
BLACK	BLACK
WHITE	WHITE
BROWN	BROWN
GREY	GREY
PINK	PINK
MAUVE	MAUVE
PURPLE	PURPLE
INDIGO	INDIGO
VIOLET	VIOLET
PURPLE	PURPLE
MAUVE	MAUVE
PINK	PINK
GREY	GREY
BROWN	BROWN
BLACK	BLACK
WHITE	WHITE
RED	RED
ORANGE	ORANGE
YELLOW	YELLOW
GREEN	GREEN
BLUE	BLUE
BLACK	BLACK
WHITE	WHITE



INTERNAL CONNECTIONS OF IGNITION SWITCH

- FUSES.**
- Dynamo field:— 6 amperes
  - Accessories:— 25 amperes
  - Dipping reflector:— 16 amperes
  - Trafficators:— 25 amperes

- BULBS.**
- Headlamps:— Lucas No. 74
  - Sidelamps:— Lucas No. 200
  - Stop tail lamps:— Lucas No. 200
  - Ignition warning light:— No. C252 A.
  - Panel lights:— Lucas No. 200
  - Trafficators:— Lucas No. 255

- SPECIFICATION OF EQUIPMENT.**
- Dynamo: C35A BN86
  - Starter: N135A PLC
  - Cut-out and fuse unit: CFR2 1S
  - Battery: STXW9E
  - Coil: 606
  - Distributor: DK4A BN86

WIRING DIAGRAM  
No. W.81021